



Flint Public Library

LEARN FOR LIFE

Digital Downloads [e-books + audio]

Kindle Fire


kindle
fire

YOU WILL NEED:

- A valid **Flint Public Library Card** and **PIN**
- An amazon.com username and password, linked to your Kindle
- Access to Wi-Fi

Compatible file types: Kindle books (.azw filetype), MP3 Audiobooks

GETTING STARTED:

-Enable Wi-Fi. Settings are located under the Quick Settings icon  in top corner of screen.
[FPL_patron if you are in the library.]

-Open the Web and go to the FPL Digital webpage [flint.lib.overdrive.com]

CHECKING OUT E-BOOKS:

-**Sign In** with your library card number and PIN. Click on **Settings** on the account page. You may choose to check out for 7 or 14 days.

- You may now search for a book. Choose a category. The dropdown menu under Format (left side of screen) will allow you to search only Kindle books.

-Choose an eBook in Kindle format. Click **Borrow**. (MP3 Audiobooks on pg 3)

[If Borrow is not an option, you may select **Place a Hold** to be notified when it is available.]


-The book has now been checked out. You can check out up to five books.

-**Download** and select Kindle Book format or **Read** (in your browser).


-Select **Confirm & Download**. You will be automatically redirected to amazon.com.

kindle fire

AMAZON.COM & YOUR KINDLE FIRE:

- You are now on the Public Library Loan page of your book. Select **Get Library Book**. If not signed in, you will be prompted to sign in to your Amazon account. **Sign in**.
 - If you have previously linked a Kindle device or Kindle App with Amazon you'll see them in the **Deliver To** dropdown menu. Choose your device. Select **Continue**. (skip next step)
 - If you have *not* previously linked a Kindle you'll be prompted to do so. (You'll need the serial #.) Click **Continue**.
 - Your book has now been delivered wirelessly to your Kindle Fire. Return to your **Home** screen.
 - Tap Quick Settings icon  and **Sync**. In a moment your library book will appear in the media carousel. Tap it to download to your device.
-

TO DELETE/RETURN A BOOK:


- To return a book early, access the **Manage Your Content and Devices** section of amazon.com. From upper right corner of the Amazon page, Your Account > Manage Your Kindle.
- Here are all your Kindle books, with **public library** after each e-book from FPL. There is an **Actions** dropdown menu in a box to the left of each book. 
- Select **Return this Book** from dropdown menu. **Confirm**. Page will reload. Now select **Delete from Library** from same dropdown menu. **Confirm**. Both steps are required.
- The next time your Kindle Fire is powered up (*and connected to WiFi*) the book will be gone.
- If not returned early, books will expire at end of loan period leaving a blank cover in your carousel. This cover can be deleted by pressing and holding, then selecting **Delete**. There are no late fees.

MP3 Audiobooks on Kindle Fire



YOU WILL NEED:

- Kindle Fire software updated to version 6.2.2 or higher.
- Access to Wi-Fi

Note: If you're not sure which version you have, tap **Quick Settings** icon  then **More**, then **Device**. Versions 6.0, and 6.1 will not be able to download audiobooks wirelessly. See Amazon's help pages to assist you in updating your software.

INSTRUCTIONS:

-Tap the **Quick Settings** button in the upper-right corner of the Fire's screen.

-Tap **More**. Tap **Device**.

-Turn "on" the **Allow Installation of Applications From Unknown Sources**. (The "on" should be in orange now. Without having that setting changed you wouldn't be able to download the app from OverDrive.)

-Visit the OverDrive website: [<http://overdrive.com/Software/omc/>]


-Once there, select **Android** and look towards the bottom of the page to see the following link.

-Click the link and start downloading the app. You'll notice a small 1 in the upper left corner of your Fire's screen.

-Tap on that "1" to see the app's progress downloading.

-Once it has finished downloading and installing, open the app.

-Now when you select MP3 format audiobooks from FPL's Digital webpage, they will download directly into your new OverDrive App and may be listened to there.

-Audiobooks may be returned early by tapping the  icon to the right of the book in the OverDrive App. Select **Return then Delete**. Expired titles are returned automatically.

